



The picture of the 8 core aviation plug



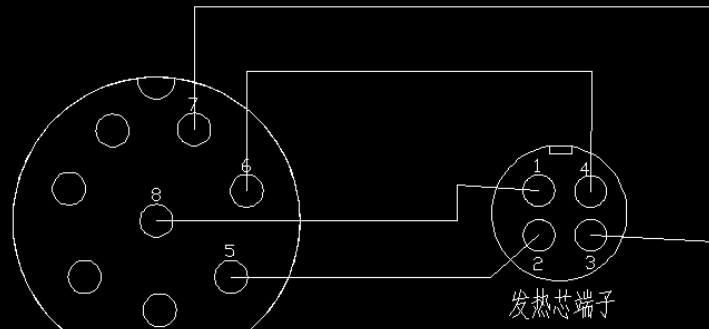
the picture of the terminal, which is connect with the soldering tip



Use the multimeter to test 4 copper cores of the 8 core aviation plug, and find the 5.6.7.8 corresponding line.

Use the multimeter to test 4 copper cores of the terminal, and find the 1.2.3.4 corresponding line.

After find the correct corresponding line,then according to the bellows to connect it is OK



8 芯航空插头

发热芯端子

The terminal of  
the soldering tip

8 core aviation plug